

Infrastructure Guide

**Anime in the Park
Kendall Indian Hammocks Park 2026**

Main goals:

- Set up tents
- Deliver boxes, tables, chairs, and packs of water
- Set up sound equipment (heavy speakers)
- Move picnic benches around
- Deliver cases of water to theme camps

Event begins at 11am.

The goal is to have everything set up by 10am or earlier.

Event ends at 6pm.

We undo the work at this time:

- Move everything back into boxes
- Fold up tents, tables, and chairs
- Put everything back in the truck
- Return picnic benches to their original location

Sunset is around 7:45.

The goal is to have everything cleaned up by then.

Tents

We need tents set up in 2 locations.

Please prop up the vent thingy with the velcro before raising the tent, to keep it cooler.

Locations:

- Placement
- Registration

Placement is first, because that station opens early. Registration is second in line for importance. *We may also set up a second tent behind Registration for a volunteer lounge area.*

The tents are labeled R1 and R2.

animeinthepark.com/map shows an easy layout.

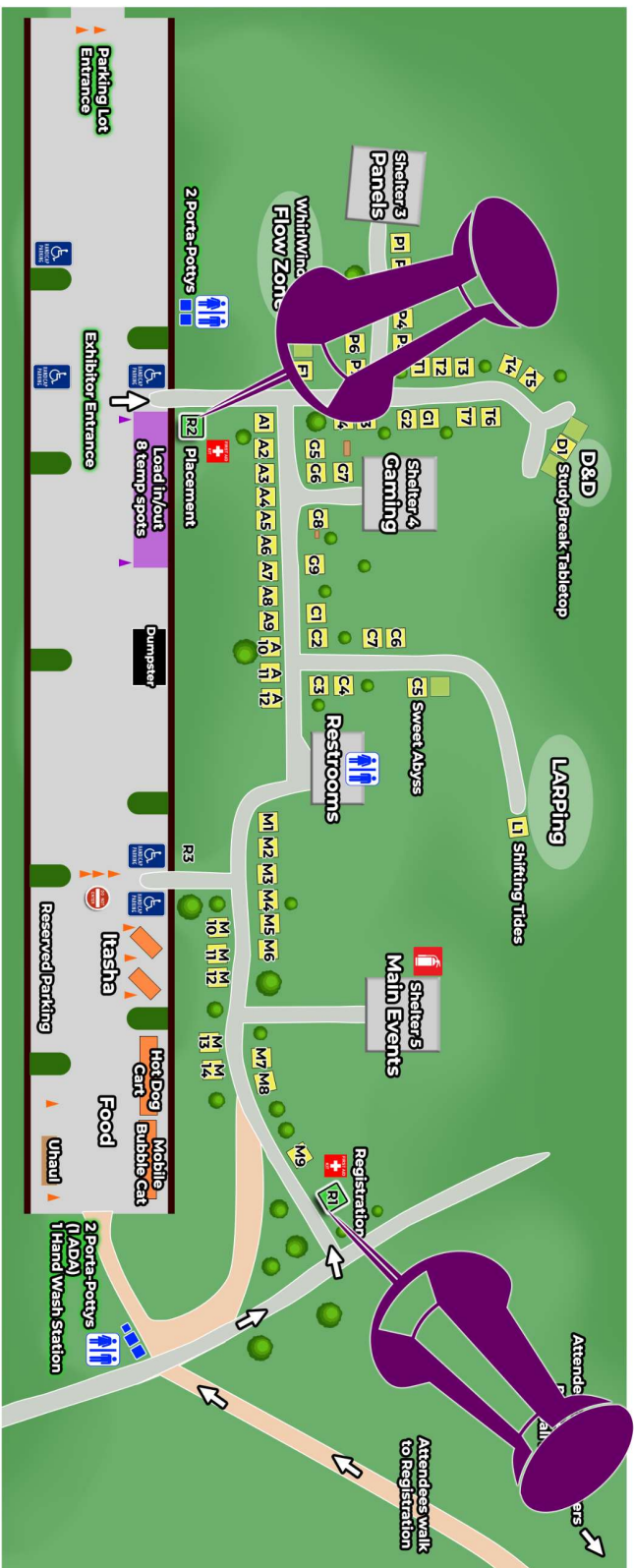


animeinthepark.com/plan shows the more detailed layout.



See next page for printed map.

Our two infrastructure tents are set up here.
We also may set up a third one behind Registration.



Infrastructure Delivery

We need to bring stuff to the various shelters, tents, and a few theme camps.

With shelters, put boxes/water BEHIND the grills, out of sight.

Placement tent:

- White folding table (4ft)
- Two camping chairs
- Box(es) labeled Placement
- One case of water

Shelter 5:

- Box(es) labeled **Main Events**
- Sound Equipment (lots of heavy speakers and boxes)
- DJ table (fuzzy black top)
- Two cases of water

Registration tent:

- Black folding table (long)
- Four camping chairs
- Box(es) labeled Registration
- Four cases of water

Shelter 3:

- Box(es) labeled **Panels**
- Aaron's amp/mic
- One case of water

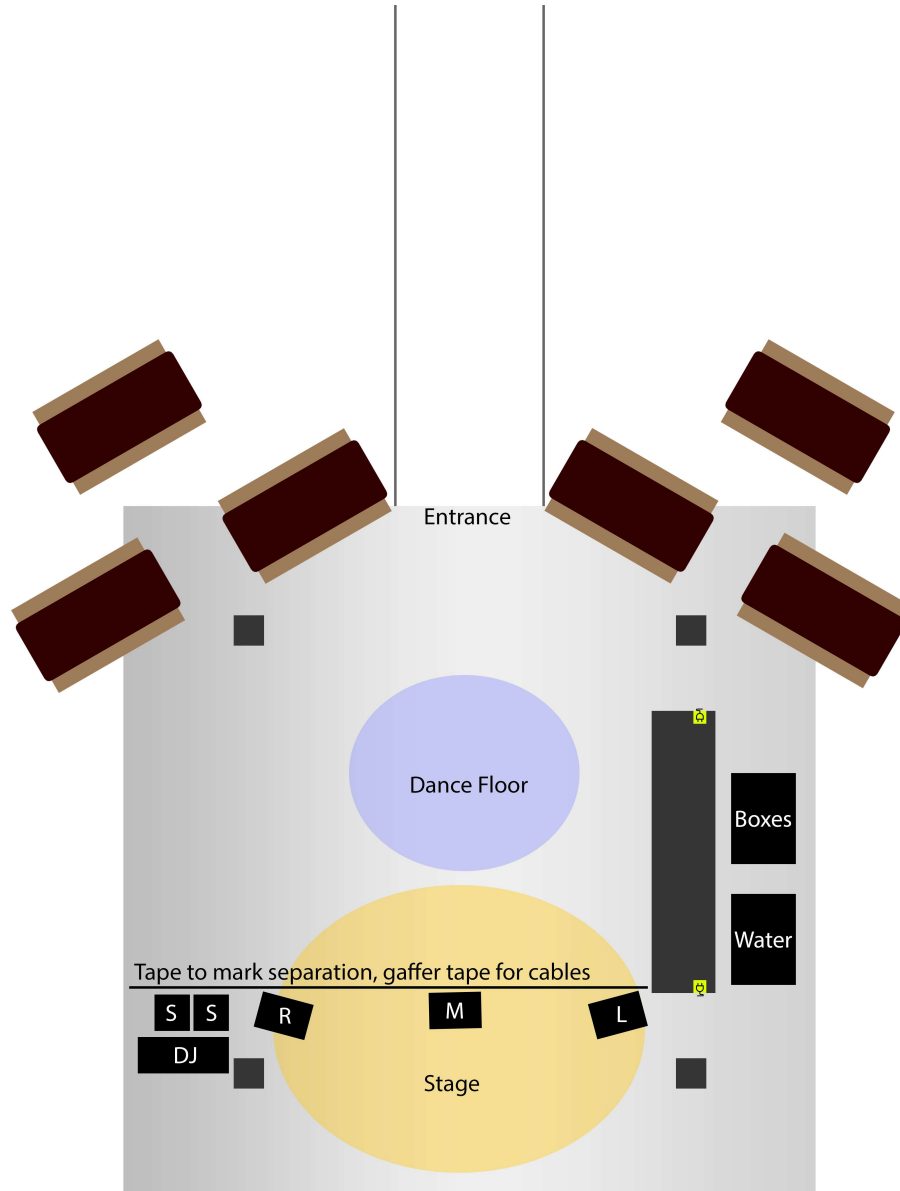
Shelter 4:

- Box(es) labeled **Gaming**
- One case of water

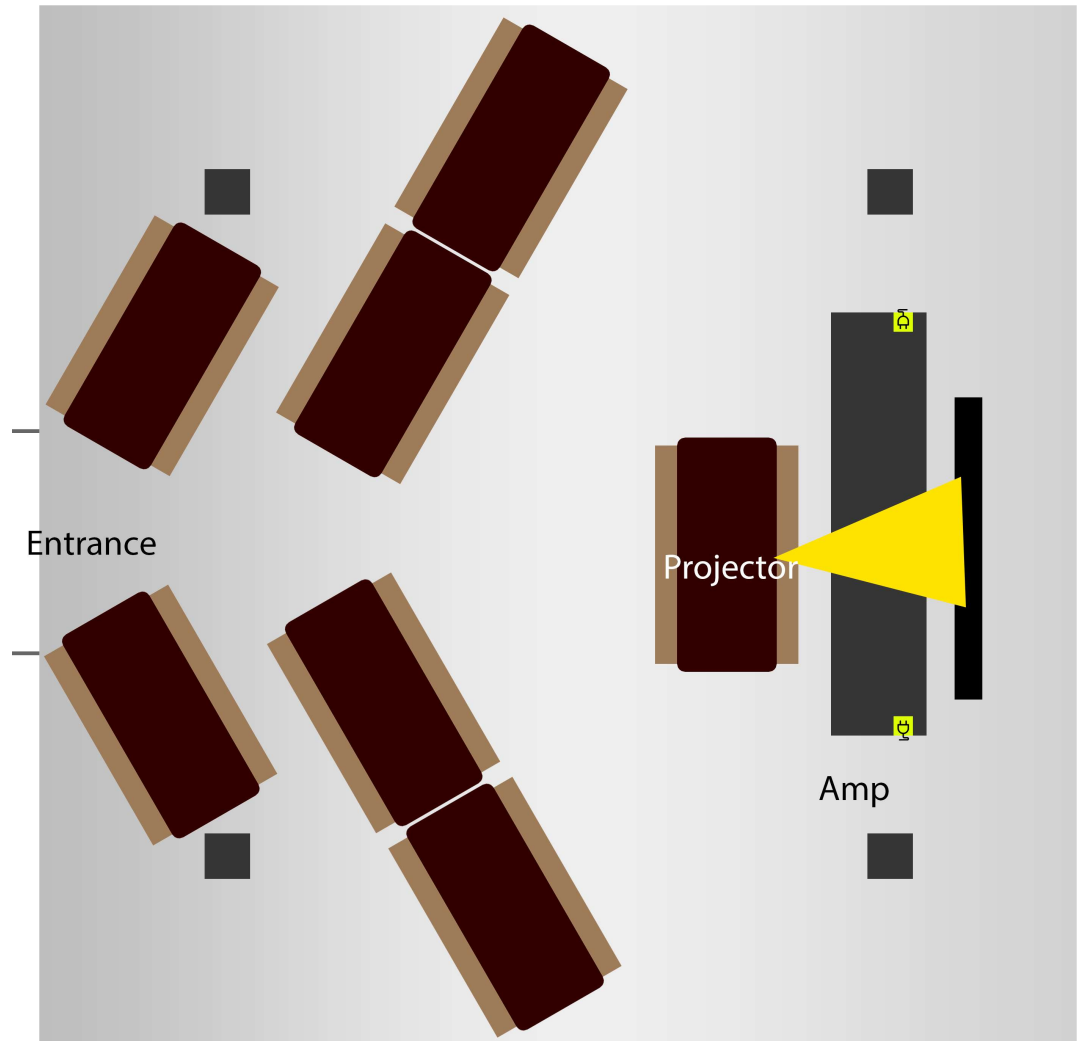
Main Events – Shelter 5

Position the tables outside of the entrance.

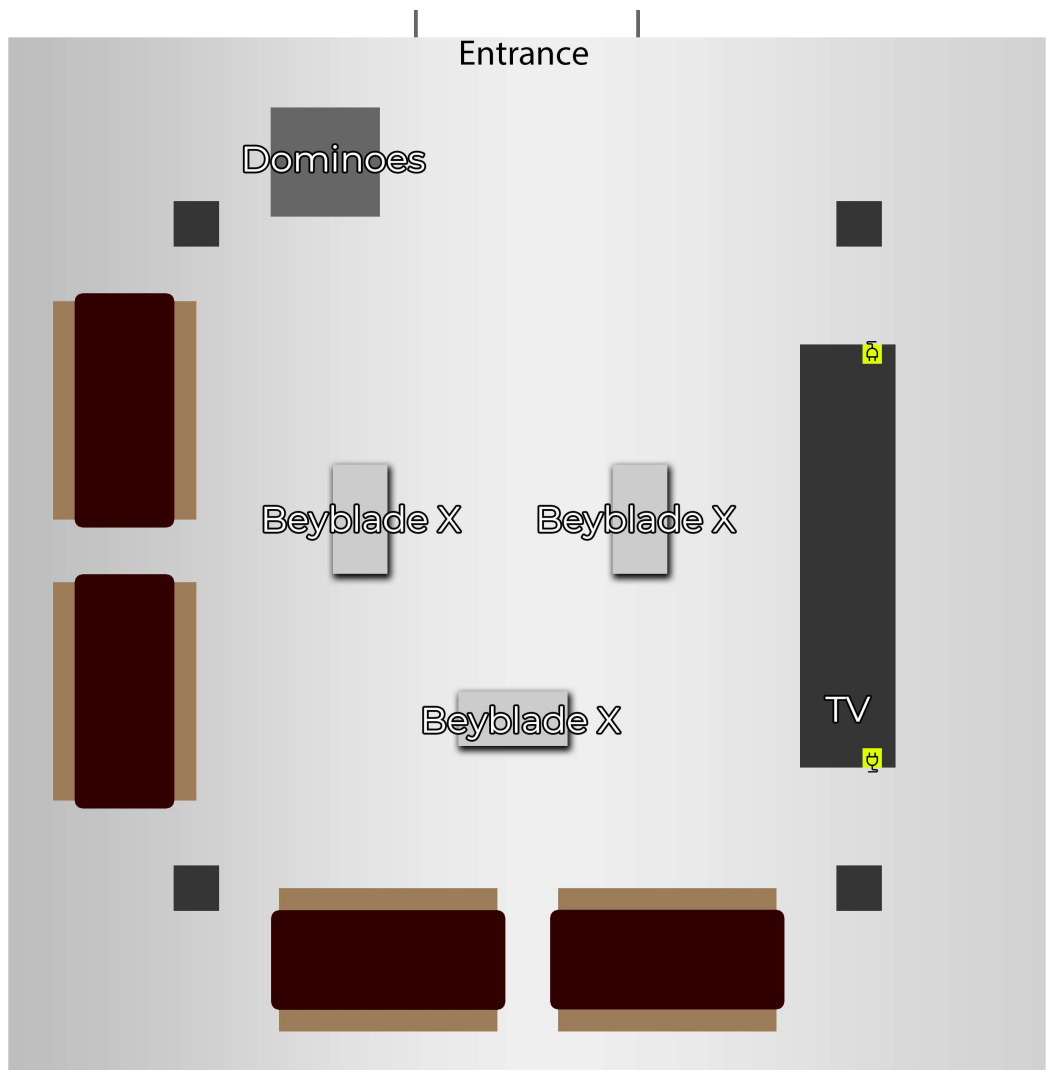
Daniel will handle the AV setup.



Panels - Shelter 3



Gaming – Shelter 4



Delivery – Water

Once the main infrastructure has been set up, we can deliver one case of water each to every theme camp:

- Shifting Tides (2 cases)
- Maid Cafe
- Live Painting
- D&D
- Whirlwind Hoops

We want people to be hydrated and safe.

Tell each theme camp they may give away these water bottles to anyone who needs them throughout the day. This should not be advertised. It's simply a safety mechanism for people who are not self-reliant enough yet to bring their own water, and who appear to be dehydrated. **Please ask them to recycle.** Bins located around each shelter.

TOTAL WATER COUNT

15 40-packs distributed – if we bring more, place in Registration

Main:

4 in Registration
2 in Main Events
1 in Placement
1 in Panels
1 in Gaming

Theme Camps:

2 in Shifting Tides
1 in Maid Cafe
1 in Live Painting
1 in D&D
1 in Whirlwind Hoops

Coolers with ice:

Registration
Main Events
Placement